

Warm Wishes

Crib Size Project Linus Pattern



Fabric: Snorkel by Cosmo Cricket for Andover Fabrics..

Making this quilt is fast and easy. We've also included yardage for 4 quilts—you get more for less (overall!) and you can cut 4 crib-size battings from one queen-size batt.



Warm Wishes first appeared in Quiltmaker's Nov/Dec '03 issue.

This pattern was first introduced in 2000 as the quilt for Project Linus' Make-A-Blanket Day. Numerous Warm Wishes quilts have been distributed to children in need of comfort. We thought you'd enjoy making this easy quilt in a crib size—it's so quick and versatile, you could make one for every season and holiday

materials for one quilt

Crib: 38½" x 49½"
Finished Blocks: 5½"

Novelty Print

1¼ yards for blocks

Blue Print

½ yard for blocks

Teal Print

½ yards for blocks

Multiprint

⅝ yard for blocks

Binding

½ yard

Backing

1⅝ yards

Batting

42" x 53"

materials for four quilts

To make 4 crib quilts from one queen
batting:

Novelty Print

4 yards for blocks

Blue Print

1⅜ yard for blocks

Teal Print

1⅜ yards for blocks

Multiprint

2 yards for blocks

Binding

1½ yard

Backing

6¼ yards

Batting

90" x 108"

cutting for each quilt

Novelty Print

32 squares (A) 6" x 6"

Blue Print

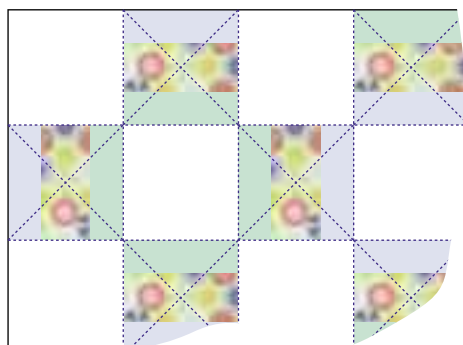
6 strips 2" x 40"

Teal Print

6 strips 2" x 40"

Multiprint

6 strips 3" x 40"



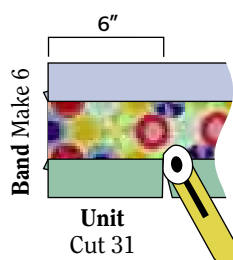
Quilting Placement

1 About This Quilt

Making this quilt is fast and easy. We've also included yardage for 4 quilts - you can cut 4 crib-size battings from one queen-size batt.

2 Making the Units and Assembling the Top

Join the strips to make the bands. Cut the bands into units.

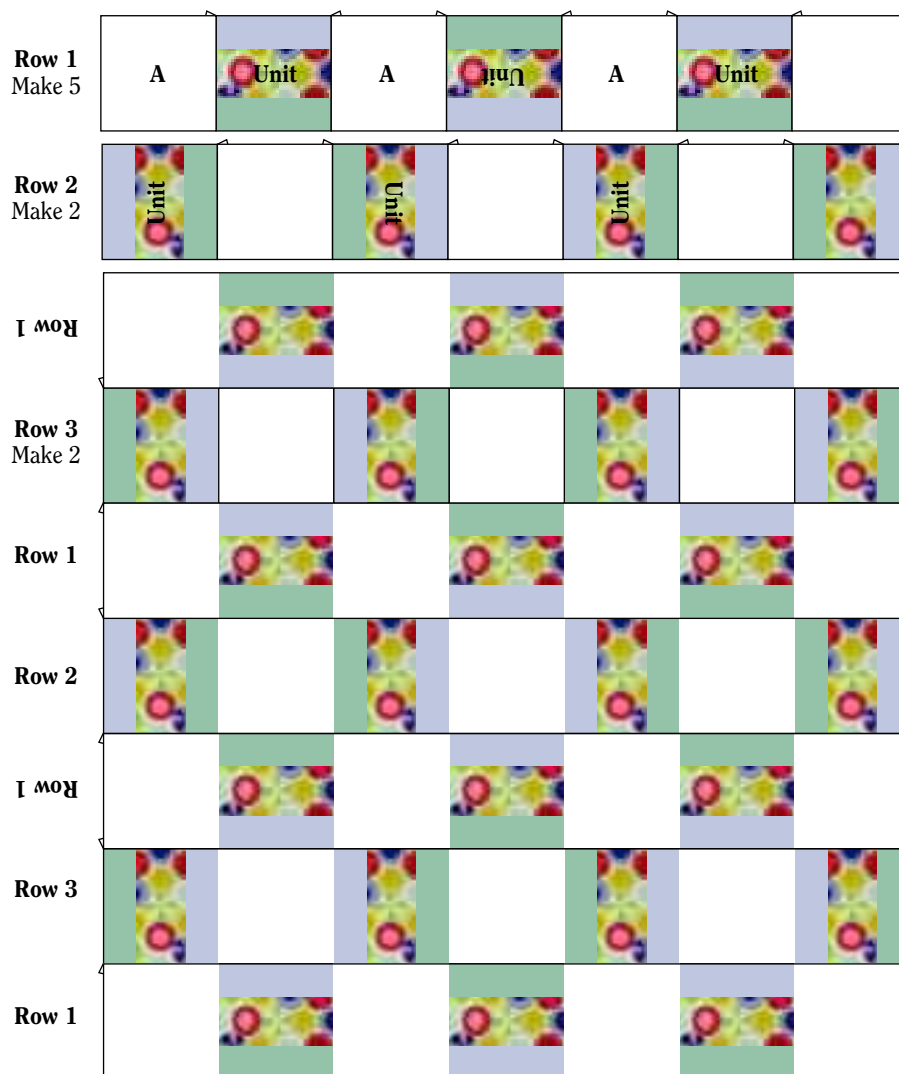


Orienting the units as shown for each row, join the A patches and units to make the row 1's-3's. Sew the rows together in the order shown.

3 Quilting and Finishing

Layer and baste together the backing, batting and quilt top.

Quilt in the ditch the A patches and units and quilt diagonal lines through the A's. Bind the quilt. ■



Assembly

Quiltmaker

Copyright © 2010 Creative Crafts Group, LLC.
All rights reserved. quiltmaker.com